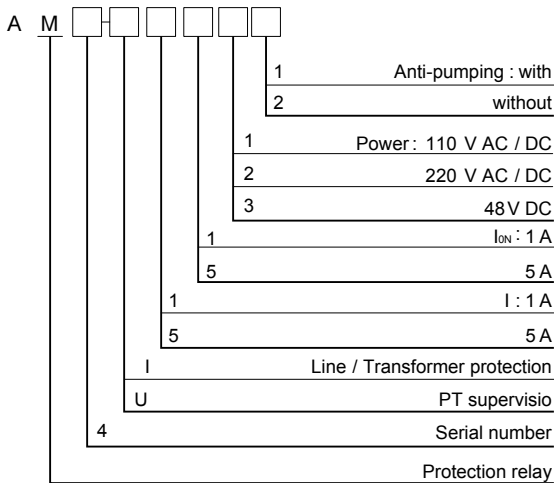


AM4 Series Protection Relay



Model Description

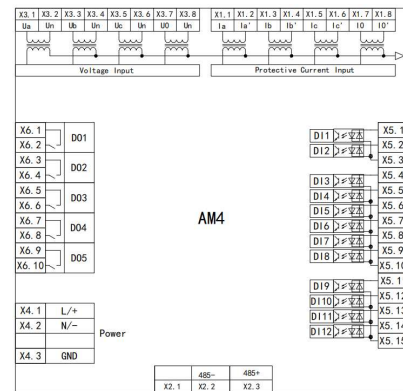


Functions

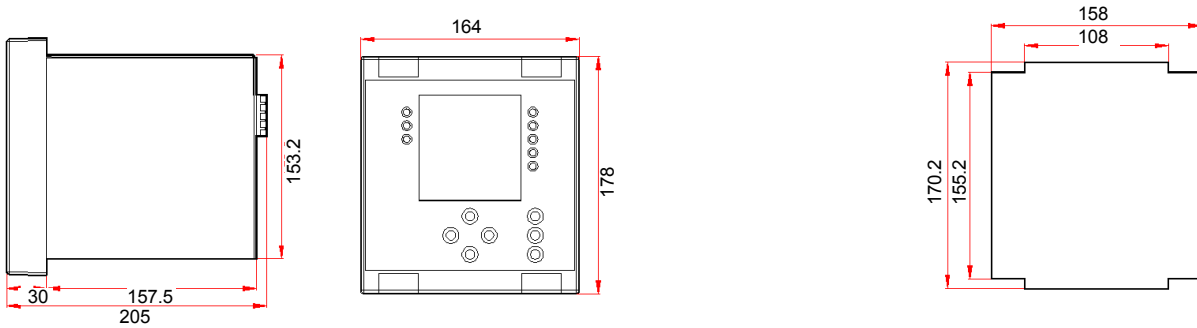
Protection Functions	AM4-		
	I	U1	U2
Overcurrent (3 stages, IDMT)	■		
Earth fault (2 stages, IDMT)	■		
Negative sequence overcurrent (2 stages, IDMT)	■		
Auto-reclose	■		
Overload (trip/alarm)	■		
Under frequency	■		
Post-accelerated overcurrent	■		
Overvoltage (trip)	■		
Undervoltage (trip)	■		
FC block	■		

Protection Functions	AM4-		
	I	U1	U2
Trip and close circuit supervision (alarm)	■		
Non-electricity (trip/alarm)	■		
Undervoltage (alarm)	■	■	■
Overvoltage (alarm)	■	■	■
Residual overvoltage (alarm)	■	■	■
PT supervision (alarm)	■	■	■
Self-produced over zero-voltage (alarm)		■	■
Rear ports	I	U1	U2
RS485		■	
Protocols	I	U1	U2
Modbus serial		■	
IEC 60870-5-103		■	
Measurement	I	U1	U2
Electric parameter		U, I, P, Q, PF, F, Ep, Eq, Es	
Input current	4	0	0
Input voltage	4	4	8
Logs and Records	I	U1	U2
Fault recorder		■	
Sequence of event record		■	
Monitoring functions	I	U1	U2
Anti-pumping circuit	Optional		
Remote control		■	

Wiring



■ Wiring



■ Dimensions

■ Cut-out Dimensions

Operation Process

